



# Product Specification

Product Model: XWALL-III13512



## Product Specification



### Product Features

- ✧ Flip Chip COB technology, renowned for its exceptional resistance to scratches, impact, water, moisture, and static electricity.
- ✧ COB direct view LED display features a wider viewing angle and minimized moiré effect on the screen.
- ✧ Built-in high-performance processor, 8-core CPU + 4-core GPU + 6TOPs NPU
- ✧ 8GB RAM + 64GB ultra-large storage
- ✧ Side speaker with a 6-chamber, 6-driver speaker system
- ✧ Support wireless Screen Sharing Function
- ✧ WiFi 6, AP and STA modes, and WiFi 6 dual-band 2.4G/5G are available
- ✧ Support Bluetooth 5.3.
- ✧ Four HDMI input, enabling PBP, PIP, and POP video processing capabilities
- ✧ HDMI 2.0 output, realizing dual-screen display of different contents
- ✧ Expandable built-in PC, making easy integration of Windows system
- ✧ Built-in Android 13.0 system and Apps
- ✧ Support various scene modes for different application scenarios
- ✧ Built-in light sensors for intelligent space sensing, allowing for automatic brightness adjustment
- ✧ Overall standby power consumption  $\leq 0.5W$
- ✧ Fully front access and hot swapping available



- ✧ Support adjustment modes via Wi-Fi, network cable and USB connection
- ✧ Built-in RS232(RJ45)interfaces can realize remote centralized control function
- ✧ All-in-one ultra-slim and lightweight design. 31mm Thickness and 3.8kg/Cabinet.
- ✧ Meet the RoHS directive requirements both in China and EU

QSTECH



Product Parameter	
Size	135 inch
Aspect Ratio	16:9
Resolution	2400×1350
Overall Size (L×H)	3030.8×1812.9mm
Display Area (L×H)	3000×1687.5mm
Screen Thickness	31mm
Net Weight	110kg( wall-mounting bar and stand not included)
Recommended Viewing Distance	≥3.2m
Maintenance Mode	Front Access
Installation Mode	Stand, Wall-mounting
Optical Parameter	
Brightness	100~600cd/m <sup>2</sup> (Adjustable)
Refresh Rate	3840Hz
Gray Scale	13+6bit
Contrast	15000:1
Color Temperature	2300~9300K(Adjustable)
Viewing Angle	Horizontal 165°, Vertical 165°
Electrical Parameter	
Operation Voltage	100~240VAC 50/60Hz
Standby Power	≤0.5W



Average Power Consumption of Overall Unit	0.503KW
Maximum Power Consumption of Overall Unit	1.675KW

### System Parameter

Operating System	Android 13.0
CPU	Four Cortex-A76+ four Cortex-A55, frequency 2.4GHz
RAM	8GB
Storage	64GB
Media Format	Support mainstream video format such as MPEG-1,MPEG-2,MPEG-4,H.263,H.264,H.265,VC-1,VP9,VP8,MVC,AV1; Support audio formats such as MP3; Support JPG, JPEG, BMP, PNG, GIF and other image format.

### Environmental Parameter

Operation Temperature	-10℃~40℃
Operation Humidity	10%~80%RH No condensation

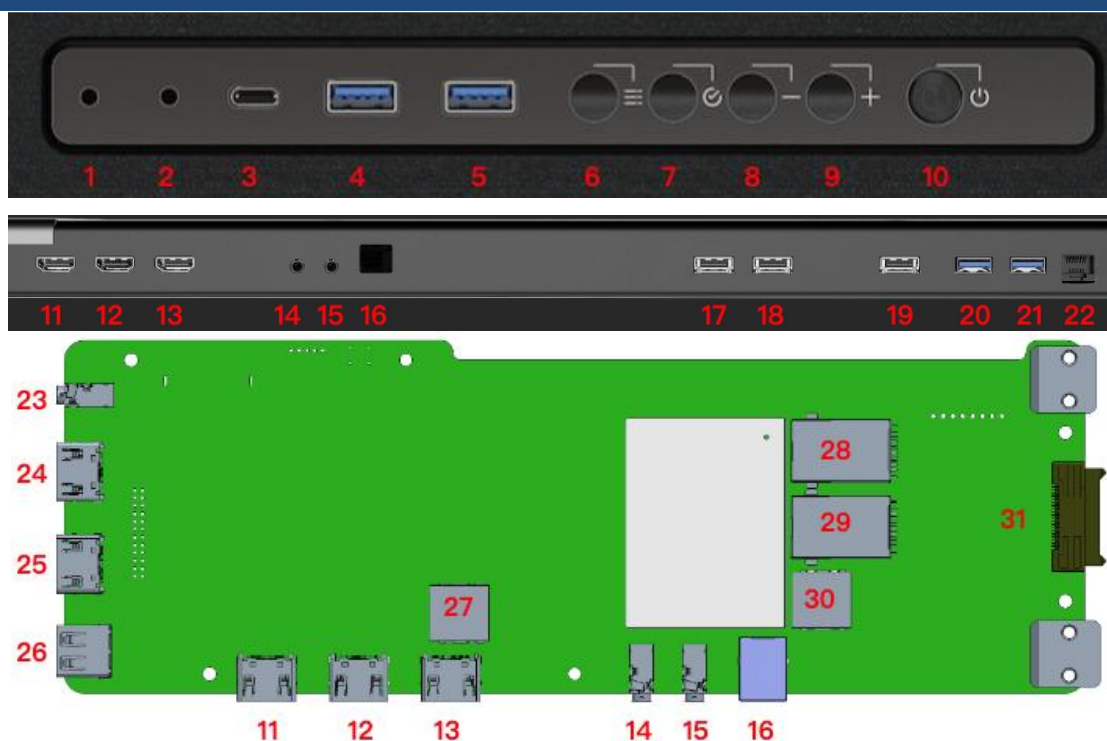


## I/O Ports

Type	QTY
HDMI IN (HDMI2.0 *1, HDMI1.4 *3)	4 (2 internal, 2 external)
HDMI OUT	1(external)
POE	1(internal)
USB 2.0	1(internal)
USB 3.0	2(external)
Type C	1(external)
3.5 Audio Output	2(1 internal, 1 external)
3.5 Audio Input	1(external)
RS232(RJ45)	1(internal)
USB Out	1(external)
LAN	2(internal)

USB Out\* is recommended for scenarios where the computer serves as the input source. By connecting directly to the computer via USB Out, it enables functionalities such as reading USB mouse, keyboard, wireless presenter, etc.

## Introduction to button and interface



NO.	Description
1	Light Sensor
2	IR
3	Type C
4	USB3.0
5	USB3.0
6	Menu button(including brightness,color temperature,contrast, sound,signal source and other sub-menus)
7	Bright/OK (1.When the menu is Not called up,it is the brightness adjustment button,and the + and - keys are used to adjust the brightness; 2.When the menu is called up, it is used as confirm button.)
8	1.In the brightness adjustment mode,it is the brightness reduction key; 2.When the Menu is called up, it is the left/down/minus key 3.The default is the volume down button
9	1.In the brightness adjustment mode,it is the brightness increase key; 2.When the menu Is called up,It is the right/up/Add key











	3.The default is the volume up button
10	Standby/Wake up button,dual-color indicator light(red/blue)
11	HDMI input (facedown)
12	HDMI input (facedown)
13	HDMI output (facedown)
14	3.5 Audio output port(facedown)
15	3.5 Audio input port(facedown)
16	USB out
17*	HDMI input (facedown)
18*	HDMI input (facedown)
19*	HDMI output (facedown)
20*	USB3.0 (facedown)
21*	USB3.0 (facedown)
22*	RJ45 LAN(facedown)
23	3.5mm audio input (built-in)
24	HDMI1 input (built-in)
25	HDMI2 input (built-in)
26	USB 2.0(built-in)
27	RJ45 (RS232) (built-in)
28	RJ45 Android LAN port (built-in)
29	RJ45 OPS LAN(built-in)
30	POE(built-in)
31	OPS slot (built-in)

**\*17-22 are available for those provided with optional built-in PC.**





Introduction to remote control

Button Icon	Introduction	
	Standby/Wake up	
	Up	
	Down	
	Confirm	
	Left	
	Right	
	Voice +	
	Voice -	
	Back	
	Brightness Adjustment	
	Menu	
	Main Interface	



## Introduction of built-in PC (optional)

### System configuration

CPU	Intel® Core™ I5-1240P
Memory	Dual channel DDR4,16GB(8GB*2)
Graphics card	Integrated graphics
Chipset	ADL-P
SSD	1×M.2-2280 SATAIII SSD,256GB
Ethernet	1×RJ45(10/100/1000M)
System Version	Windows10

### I/O Interface

HDMI IN	2
HDMI OUT	1
USB 3.0	2
1000M RJ45	1
PC Interface	40pin



Accessories	
Remote Control	1
Front Maintenance Tool	1
Tool kit	1
Wall-mounting Bar	1
Ceiling mounted	1 set (optional)
Stand	1 set (optional)

**Note:**

- ◆ The content of this specification may be adjusted and revised in real time without prior notice to provide as accurate specification parameters as possible.
- ◆ This product is an indoor product. It is strictly prohibited to use it in direct sunlight.
- ◆ In order to ensure long-term and more uniform display effect, do not play fixed images for a long time.
- ◆ For enhanced safety, it is advisable to switch off the LED display using either the designated button or the remote control before a power outage occurs.



## Special Statement

- ◆Intellectual Property Rights: The hardware design and software programs of this product are protected by copyright. The contents of this product and the manual shall not be copied without the authorization of the company.
- ◆The contents of this manual are for reference only and do not constitute a commitment of any kind.
- ◆The company reserves the right to make improvements and changes to the product design without prior notice
- ◆Note: HDMI, HDMI HD Multimedia Interface and HDMI logo are trademarks or registered trademarks of HDMI Licensing LLC in the United States and other countries.